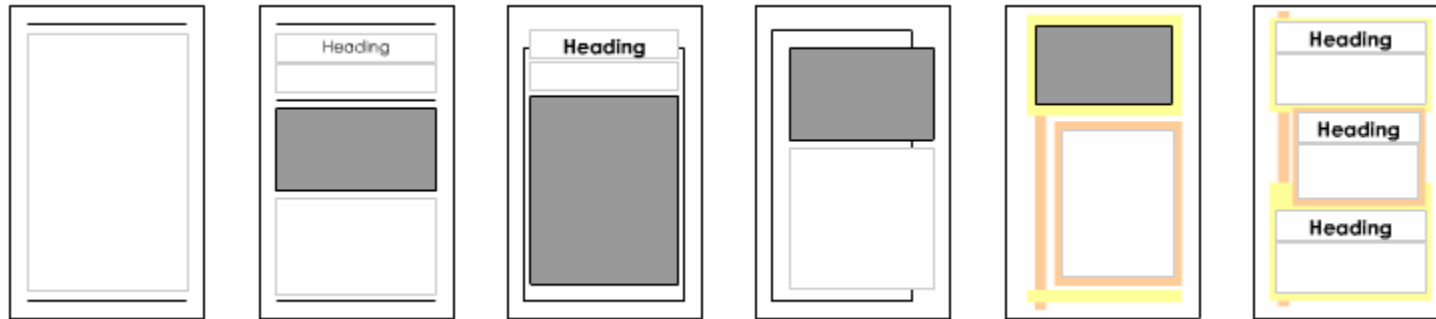
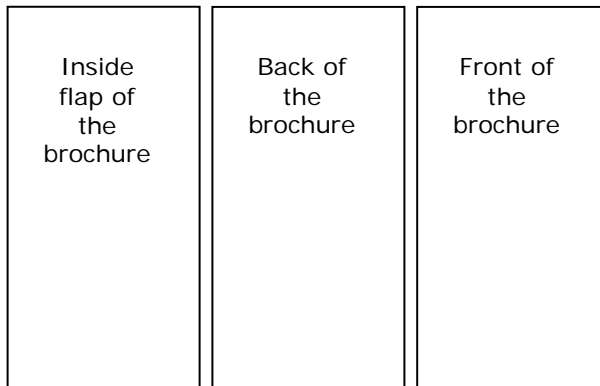


# ReadWriteThink Printing Press Brochure Layouts

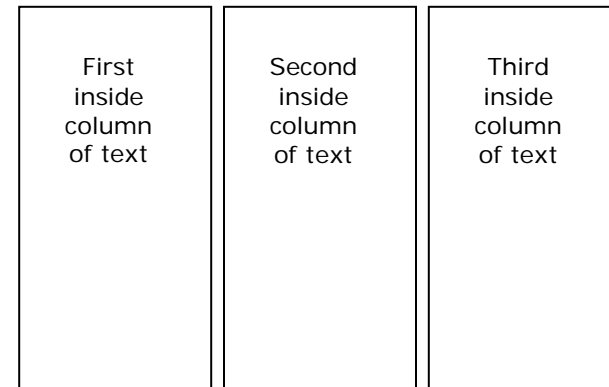


Each column in your brochure can use one of the layouts shown above. Choose the layout that best fits the information that you are including and the position of the column in the finished brochure. The gray boxes are reserved for your illustrations after you print the text out.

As you enter your information in the layout, remember the order of the columns in a brochure printout.



**First Printout Page**



**Second Printout Page, or  
Reverse if Printing Double-Sided**