

# Draw Aloud Organizer

Name \_\_\_\_\_

## Directions:

Read the assigned novel, and use this organizer to draw illustrations of what you see in your mind. Be sure to caption each picture with a short sentence explaining what appears or is happening in the picture.

## Chapter 1

1. Read two or three paragraphs of the first chapter, paying special attention to the setting and characters. Draw a picture of the setting and write one sentence to describe what appears in the picture. (2 points)



2. If any characters were introduced, draw a picture of each character. Write a brief description of the character and include his or her name. (2 points each)

Character #1 \_\_\_\_\_



Character #2 \_\_\_\_\_




Character #3: \_\_\_\_\_



3. Continue reading three or four more paragraphs from the chapter. If any new characters are introduced, go back to item #2 and draw them in the boxes.
4. Draw a picture of the first action. Remember to caption it with something interesting! (3 points)

Caption: \_\_\_\_\_




5. Read the rest of the chapter. Draw a picture of the next action or event. If any new characters were introduced, draw their pictures below it. (3 points)

Caption: \_\_\_\_\_



6. If the setting changed, draw a picture of the new setting or how the setting changed. (3 points)

Caption: \_\_\_\_\_



7. Write any questions you have about chapter 1 here:

Question 1	
Question 2	
Question 3	

## Chapter 2

1. Read approximately half or at least four pages of chapter 2. Draw a picture of any new characters or characters who have changed. (3 points)

Caption: \_\_\_\_\_




2. Read the rest of chapter 2 and draw a picture of the action. (3 points)

Caption: \_\_\_\_\_



3. Draw a picture of any problems that are developing or a problem that you think might happen. (3 points)

Caption: \_\_\_\_\_



4. Draw a picture of what you think will happen in the next chapter. (3 points)

Caption: \_\_\_\_\_

--

5. Write any questions you have about chapter 2 here:

Question 1	
Question 2	
Question 3	

### Chapter 3

1. Read approximately half or at least four pages of chapter 3. Draw a picture of any new characters or characters who have changed. (3 points)

Caption: \_\_\_\_\_

--

2. Read the rest of chapter 3 and draw a picture of the action. (3 points)

Caption: \_\_\_\_\_

3. Draw a picture of any problems that are developing or a problem that you think might happen. (3 points)

Caption: \_\_\_\_\_

4. Draw a picture of what you think will happen in the next chapter. (3 points)

Caption: \_\_\_\_\_


5. Write any questions you have about chapter 3 here:

Question 1	
Question 2	
Question 3	

## Chapter 4


1. Read approximately half or at least four pages of chapter 4. Draw a picture of any new characters or characters who have changed. (3 points)

Caption: \_\_\_\_\_




2. Read the rest of chapter 4 and draw a picture of the action. (3 points)

Caption: \_\_\_\_\_




3. Draw a picture of any problems that are developing and/or the solutions that have been made. (5 points)

Caption: \_\_\_\_\_



4. Draw a picture of what you think will happen in the next chapter. (3 points)

Caption: \_\_\_\_\_



5. Write any questions you have about chapter 4 here:

Question 1	
Question 2	
Question 3	

## Chapter 5

Read chapter 5 through the end of the book, and draw a picture of the main event in each chapter. (5 points each)



Chapter __ caption:	Chapter __ caption:
---------------------	---------------------

Chapter __ caption:	Chapter __ caption:
---------------------	---------------------

Chapter __ caption:	Chapter __ caption:
---------------------	---------------------

Chapter __ caption:	Chapter __ caption:
---------------------	---------------------

## Conclusion

When you have finished reading the entire book, draw a picture of the conclusion or the solution to the problem. (5 points)

Caption: \_\_\_\_\_



Score:

